AVV. Wind.	CONDUTTORE Wire	Nr. SPIRE Nr. of turns	Rotat	PIN DI USCITA Pin output	SPIRE STRATO Turns per layer	Nr. STRATI Nr. of layers	NOTE Remarks
N1	Filo rame ø 1.00 Rif.2	0 90	+	1 2	*	*	

SCHEMA ELETTRICO
Electrical diagram

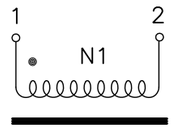

*SEQUENZA DI AVVOLGIMENTO
Sequence of winding

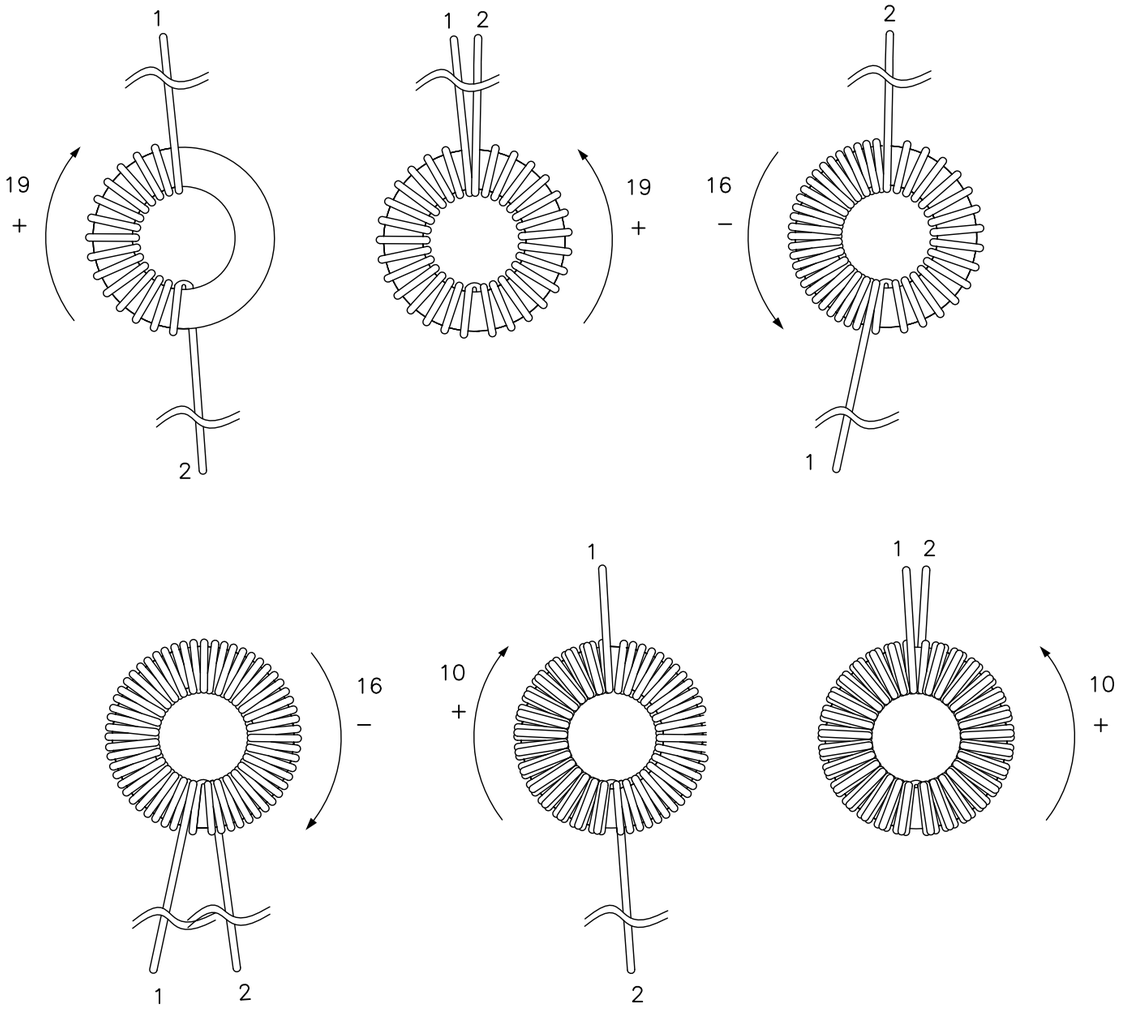

MONTAGGIO – Assembling

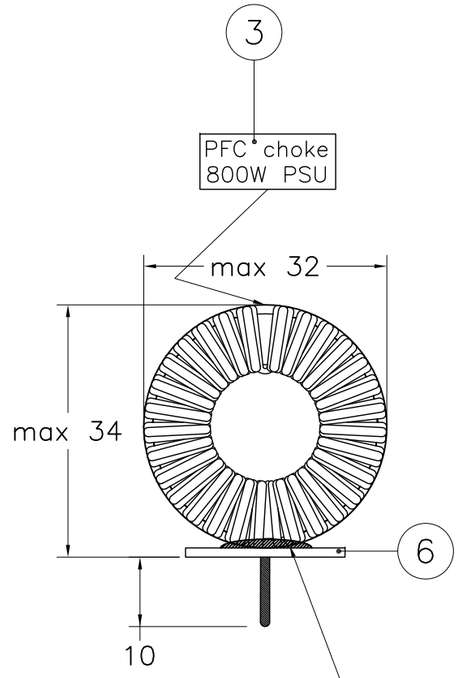

ESEGUIRE 2 GIRI DI NASTRO RIF.4
Perform 2 turns of tape ref.4

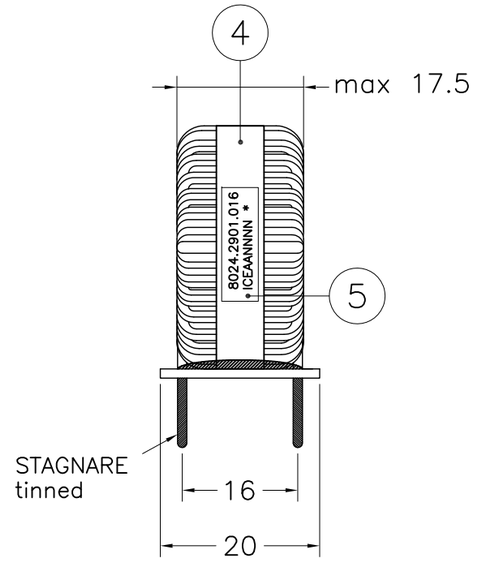

* IDENTIFICAZIONE
SERIALE
serial number

2011/65/UE (RoHS–2) Compliant

DIMENSIONI IN MILLIMETRI
Dimensions in millimeters

COLLAUDO ELETTRICO – Electrical checking

N°.	TIPO DI PROVA – Test	CONDIZIONI DI PROVA – Test Conditions	LIMITI – Limits
1	INDUTTANZA Inductance	1–2 @ 10 kHz – 100 mV	559 ÷ 656 µH

REV Rev	DATA APPR Appr. Date	RIF. MOD. Ref. Mod.	DESCRIZIONE MODIFICA Description of modification	REDAZIONE Editing	VERIFICA E APPROVAZIONE Check and approval
02	13.07.16		AGGIUNTA BASETTA – added base	C. Picciani	D. Di Giorgio
01	12.10.15		EMISSIONE – Release	C. Picciani	D. Di Giorgio

I.C.E. TRANSFORMERS

Mod. AQ 05.09

DESCRIZIONE–Description: **PFC Inductor**

DOCUMENTO–Document	CODICE–Part Number	REV.–Revision	DATA EMISSIONE–Release date	PAG.–Page
P.F.	**8024.2901.016**	**02**	12.10.15	1/1

TRANSFORMERS

Bill of Material Item: 8024.2901.016 *PFC Inductor PFC choke 800W PSU*

Variant	Upd. Last	Execution	Approval
0000	13/07/2016	1027 DI GIORGIO DAVIDE 05/10/2015	1027 DI GIORGIO DAVIDE 05/10/2015

Components

Ref.	Component			Quantity	Notes
01	0913.0219.047	Ring CoreHS 27.7x14.1x11.9 µ60 AL75nH±8% HS270060	N	1	
02	1007.1234.001	Copper wire Ø1.00mm G2 class F 155°C E60641	KG	0,026	
03	3206.0705.002	Label PVC 12x9mm .	N	1	
04	1614.0101.050	Polyester tape th.=0.06mm H=11mm P-31 Sun Yellow - E178430	CM	12	
05	3206.0119.001	Polyester label 7816 - MH16411	N	1	
06	0122.0101.370	Base FR4 19.8x19.8x1mm 2holes Ø1.3mm E41625	N	1	
07	1910.0102.004	Epoxy resin 36-T	KG	0	
08	1909.0103.002	Activator for epoxy resin IN1005	KG	0	